

Lesson 2

Standards Block-Teaching


Reading: *Little Red Riding Hood*

4R3 Key Ideas and Details

4R5 Craft and Structure

Ideas Concepts Dialogue Stage-Directions Structural Elements

Integrating Literary & Informational/Informative Text Imperatives

STD's	LITERARY TEXT: Fictional Little Red Riding Hood	FUNCTION	FUNCTION	UNIT MATERIALS	VIDEO Title
	Before teaching Lesson 2, review the embedded video entitled Elements of Literary Narrative.				
4R3	<p>Ideas</p> <p>The grandmother had an idea about how she could kill the second wolf. Explain her idea.</p>	<u>Explain Idea:</u>		<p>Story:</p> <p>Little Red Riding Hood</p>	
4R3	<p>Concepts</p> <p>How did the grandmother believe the girl should conduct herself on the way to grandmother's house.</p> <p>Explain: Explain the mother's view about how Little Red Riding hood should conduct herself once she arrived at her grandmother's house.</p>	<u>Answer Questions:</u>		<p>Story:</p> <p>Little Red Riding Hood</p>	
4R5	<p>Dialogue</p> <p>What feature of writing is used to identify the words spoken by characters?</p>	identify and analyze structural elements using terms such as "dialogue."		<p>Unit Reading:</p> <p>Text Structures</p>	




Lesson 2

Standards Block-Teaching Reading: *Little Red Riding Hood*

4R3 Key Ideas and Details

4R5 Craft and Structure

Ideas Concepts Dialogue Stage-Directions Structural Elements
Integrating Literary & Informational/Informative Text Imperatives

STD's	LITERARY TEXT: Fictional Little Red Riding Hood	FUNCTION	FUNCTION	UNIT MATERIALS	VIDEO Title
4R5	<p>Stage Directions (Insert stage Directions) Insert your own stage directions for items 1 and 2 below:</p> <p>1. (.....)</p> <p>'Oh! grandmother,' she said, 'what big ears you have!'</p> <p>2. (.....)</p> <p>'Little Red Riding Hood,' replied the wolf. 'She is bringing cake and wine; open the door.'</p>	<p>identify and analyze structural elements using terms such as "stage directions."</p>	<p>See Document Entitled: Stage Directions</p>	<p>Story: Little Red Riding Hood</p> <p>Unit Reading: Text Structures</p>	  


Lesson 2

Standards Block-Teaching Reading: *Little Red Riding Hood*

4R3 Key Ideas and Details

4R5 Craft and Structure

Ideas Concepts Dialogue Stage-Directions Structural Elements
Integrating Literary & Informational/Informative Text Imperatives

STD's	LITERARY TEXT: Fictional Little Red Riding Hood	FUNCTION	FUNCTION	UNIT MATERIALS	VIDEO Title
4R5	Structural Elements in Story <u>Problem/Solution</u> What was Little Red Riding Hood's major problem in this story, and how did she resolve it?	In <i>Little Red Riding Hood</i> , what text structure does the author use?	Literary Text: Prose Poetry Drama Informational text Cause/effect, Compare/contrast, Problem/solution Description Chronological	Story: Little Red Riding Hood Unit Reading: Text Structures	Video: 5 Non-fiction Text Structures 
4R5	Text Structure/Structural Elements Write a paragraph outlining the difference between Text Structure and Structural Elements .	Identify Text Structure Identify Structural Elements			